




Draw like Joan Miro




1. Draw a simple head.



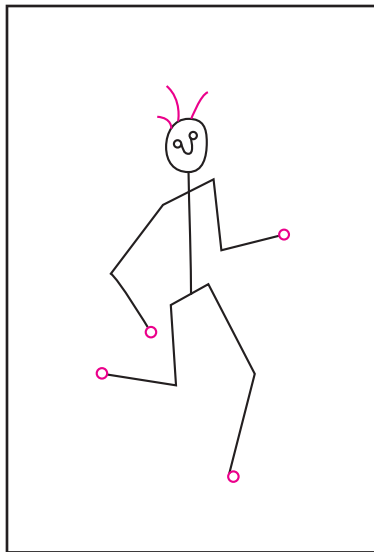
2. Add the stick torso below.




3. Draw two bent arms.




4. Add two bent legs.




5. Add small circles and hair.



6. Draw about six large circles that overlap the body.



7. Add lines and stars.



8. Draw small circles on the ends.



9. Trace with a marker and color.

Joan Miro

