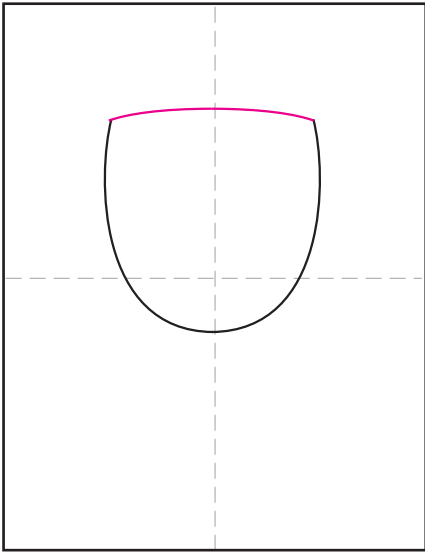
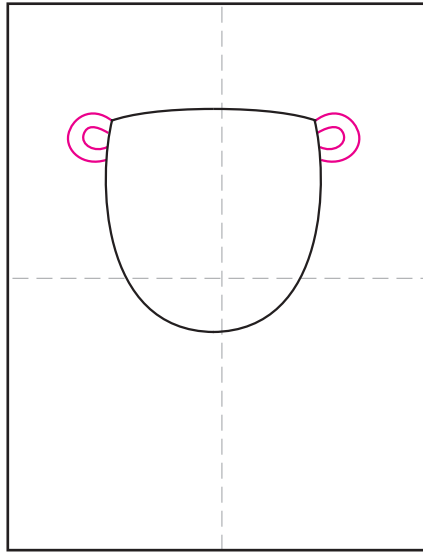


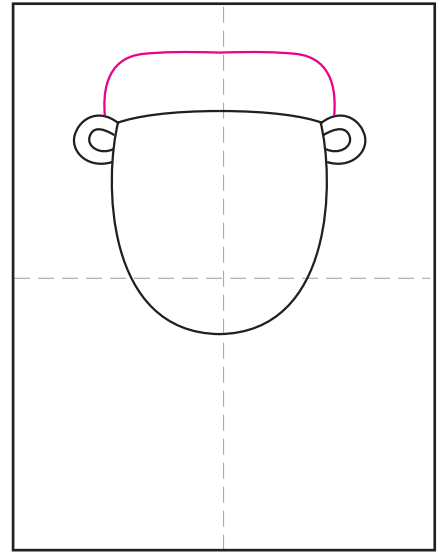
Draw a Cartoon Bear




1. Draw a large U, connect the top.




2. Add two small ears.




3. Draw a brim for the hat.




4. Finish the hat and add ball.




5. Draw the face.



6. Draw the scarf and shoulders.



7. Add two scarf ends.



8. Fill brim and scarf with patterns.



9. Trace with a marker and color.

Cartoon Bear

