
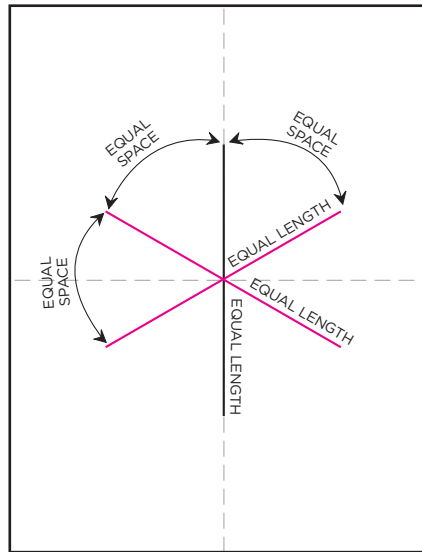


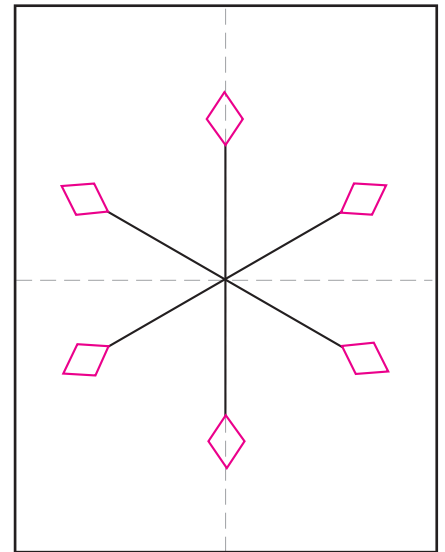
Draw a Snowflake



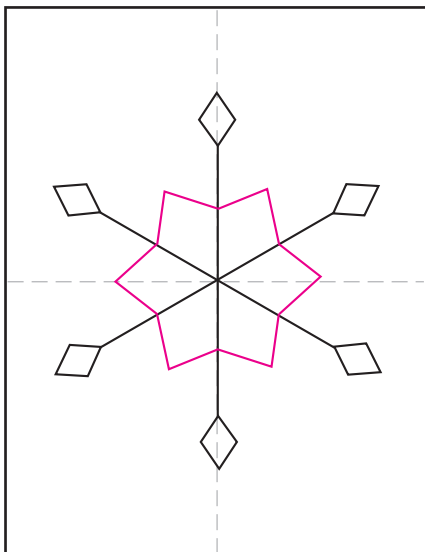
1. Draw a vertical line.




2. Draw an X. The length and spacing needs to be the same.




3. Draw diamonds on the ends.




4. Add matching V shapes inside.




5. Draw outline around the outside.



6. Add diamond shapes inside.



7. Draw small diamonds as shown.



8. Erase the inside lines.



9. Trace with a marker and color.

Snowflake

