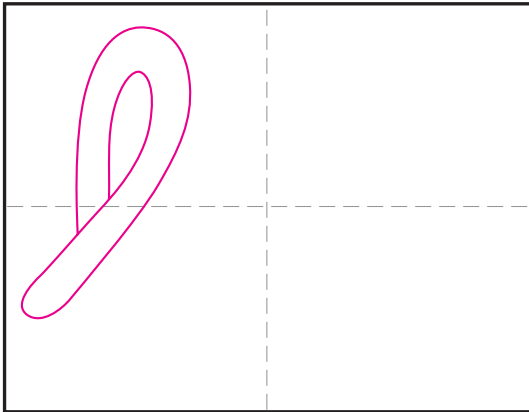



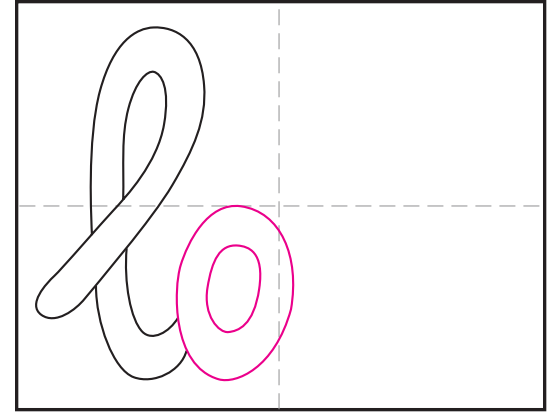
# How to Draw Balloon Love Letters



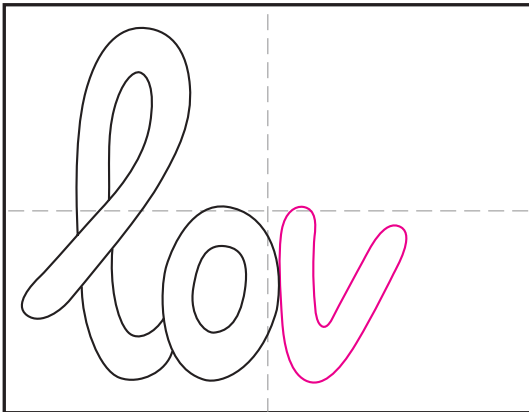
1. Start the curve of the "l" letter.




2. Continue the bottom of the curve.




3. Add an "o".




4. Draw a "v" that touches.




5. Add an "e" that touches th "v".



6. Draw the highlight shapes on the "l".



7. Add highlight shapes on the "o" and "v".



8. Finish with highlights on the "e".



9. Trace with a marker and color.

# Balloon Love Letters

